

Dear Family:

The past few weeks have been busy ones! We have been working on three-sound words, and sentences as well as “trick” words. Thank you for working with your child. Your help reinforces what is being taught in school. Please continue your good work. We are about to begin Unit 3.

In class, I am working on **consonant digraphs**. A consonant digraph is two consonants together that make one sound such as “s” and “h” together make the sound of /sh/. Because a consonant digraph makes only **one sound**, they only get **one tap**. For example, the word “**sh o p**” has three taps even though there are four letters because there are only three sounds to the word.

I have been working on the following consonant digraphs:

sh - ship - /sh/

ch - chin - /ch/

ck - sock - /k/


wh - whistle - /w/

th - thumb - /th/

Your child knows that the sound /k/ at the end of a word is usually spelled with the letters “ck.”

Homework for the next three weeks will include these consonant digraphs as well as “qu” which is referred to as the “chicken letter” because “q” always has his buddy “u” right next to him in words in the English language.

Your Child's First Grade Teacher



ch



chin

/ch/


ck



sock

/k/

sh



ship

/sh/

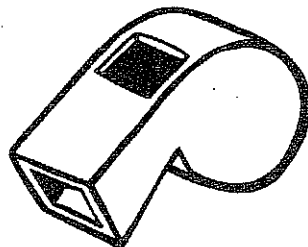
th



thumb

/th/

wh



whistle

/w/

→ Add this page to your child's notebook of sounds.